

BLOOMINGTON TOWNSHIP BOARD MEETING AGENDA

Township Office, 924 W. 17th St., Suite B, Bloomington, IN 47404

August 14, 2025, 4:30 PM

To attend electronically:

<https://us02web.zoom.us/j/88911163256?pwd=FKErW7AjKYf84PphmhwRSp0nepP1Gr.1>

Meeting ID: 889 1116 3256

Passcode: 249731

AGENDA

ITEM	ACTION	INFORMATION
1. Approval of or changes to Agenda	X	
2. Approval of June 12, 2025, Meeting Minutes	X	
3. Old Business		
4. New Business		
a. 2026 Budget		X
b. Capital Improvement Plan (CIP) Resolution Draft		X
5. Reports		
a. Trustee		X
b. Board		X
6. Public Comment		X
7. Adjournment		

BOARD MEMBERS

Please bring your budget materials.

Upcoming Dates to Remember

- August 28, 2025, 4:30 p.m. Township Board Meeting – Budget Public Hearing
- September 1, 2025 Township Office Closed – Labor Day
- September 11, 2025, 4:30 p.m. Township Board Meeting – Budget Adoption



NOTICE TO TAXPAYERS

The Notice to Taxpayers is available online at www.budgetnotices.in.gov or by calling (888) 739-9826.

Complete details of budget estimates by fund and/or department may be seen by visiting the office of this unit of government at **924 W. 17th St., Suite C, Bloomington, IN**.

Notice is hereby given to taxpayers of **BLOOMINGTON TOWNSHIP, Monroe County, Indiana** that the proper officers of **Bloomington Township** will conduct a public hearing on the year **2026** budget. Following this meeting, any ten or more taxpayers may object to a budget, tax rate, or tax levy by filing an objection petition with the proper officers of **Bloomington Township** not more than seven days after the hearing. The objection petition must identify the provisions of the budget, tax rate, or tax levy to which taxpayers object. If a petition is filed, **Bloomington Township** shall adopt with the budget a finding concerning the objections in the petition and testimony presented. Following the aforementioned hearing, the proper officers of **Bloomington Township** will meet to adopt the following budget:

Public Hearing Date	Thursday, August 28, 2025	Adoption Meeting Date	Thursday, September 11, 2025
Public Hearing Time	4:30 PM	Adoption Meeting Time	4:30 PM
Public Hearing Location	924 W. 17th St., Suite B, Bloomington, IN	Adoption Meeting Location	924 W. 17th St., Suite B, Bloomington, IN

Estimated Civil Max Levy	\$533,561
Property Tax Cap Credit Estimate	\$14,380

Special Notes: For township assistance, please call 812.336.4976.

1 Fund Name	2 Budget Estimate	3 Maximum Estimated Funds to be Raised (including appeals and levies exempt from maximum levy limitations)	4 Excessive Levy Appeals	5 Current Tax Levy	6 Levy Percentage Difference (Column 3 / Column 5)
0061-RAINY DAY	\$369,230	\$0	\$0	\$0	
0101-GENERAL	\$365,307	\$0	\$0	\$151,367	-100.00%
0840-TOWNSHIP ASSISTANCE	\$727,038	\$533,561	\$0	\$359,495	48.42%
Totals	\$1,461,575	\$533,561	\$0	\$510,862	

CURRENT YEAR FINANCIAL WORKSHEET

(Formerly Line 2 Worksheet)

Selected Year: 2026
Selected County: 53 - Monroe County
Selected Unit: 0003 - BLOOMINGTON TOWNSHIP
Selected Fund: 0061 - RAINY DAY

Line 5	
APPROPRIATIONS	
1. Current Year Approved Budget	\$75,000
2. Encumbrances Brought Forward	\$0
3. Changes to Appropriations:	
a) Additional Appropriations (January to June)	\$0
b) Reductions January through June	\$0
4. Other Non-Appropriated Obligations	\$0
5. Total Approved Appropriations	\$75,000
DISBURSEMENTS	
6. January through June Current Year Disbursements	\$0
7. Appropriation Balance	\$75,000
8. Reductions July through December	\$0
9. Estimated Current Year Expenditures July through December	\$75,000
Line 6	
10. Proposed/Approved Additional Appropriations for July through Dec. of Current Year	\$0
Line 7	
11. Levy excess not transferred by June 30	\$0
12. Temporary loans outstanding as of June 30 and transfers out July 1 – Dec 31, 2025	\$0
What fund is being repaid/receiving the transfer?	
13. Total temporary loans, transfers out, and levy excess for July 1 – December 31, 2025	\$0
Line 16	
14. Temp loans to be repaid in the first 6 months of 2026 and transfers out in 2026	\$0
What fund is being repaid/receiving the transfer?	
Line 1	
15. June 30 Cash Balance, including investments	\$444,321
Line 2	
16. Taxes to be collected, present year (December settlement)	\$0

CURRENT YEAR FINANCIAL WORKSHEET

(Formerly Line 2 Worksheet)

Selected Year: 2026
Selected County: 53 - Monroe County
Selected Unit: 0003 - BLOOMINGTON TOWNSHIP
Selected Fund: 0101 - GENERAL

Line 5	
APPROPRIATIONS	
1. Current Year Approved Budget	\$678,350
2. Encumbrances Brought Forward	\$0
3. Changes to Appropriations:	
a) Additional Appropriations (January to June)	\$0
b) Reductions January through June	\$0
4. Other Non-Appropriated Obligations	\$0
5. Total Approved Appropriations	\$678,350
DISBURSEMENTS	
6. January through June Current Year Disbursements	\$176,072
7. Appropriation Balance	\$502,278
8. Reductions July through December	\$0
9. Estimated Current Year Expenditures July through December	\$502,278
Line 6	
10. Proposed/Approved Additional Appropriations for July through Dec. of Current Year	\$0
Line 7	
11. Levy excess not transferred by June 30	\$0
12. Temporary loans outstanding as of June 30 and transfers out July 1 – Dec 31, 2025	\$0
What fund is being repaid/receiving the transfer?	
13. Total temporary loans, transfers out, and levy excess for July 1 – December 31, 2025	\$0
Line 16	
14. Temp loans to be repaid in the first 6 months of 2026 and transfers out in 2026	\$0
What fund is being repaid/receiving the transfer?	
Line 1	
15. June 30 Cash Balance, including investments	\$485,239
Line 2	
16. Taxes to be collected, present year (December settlement)	\$60,369

CURRENT YEAR FINANCIAL WORKSHEET

(Formerly Line 2 Worksheet)

Selected Year: 2026
Selected County: 53 - Monroe County
Selected Unit: 0003 - BLOOMINGTON TOWNSHIP
Selected Fund: 0840 - TOWNSHIP ASSISTANCE

Line 5	
APPROPRIATIONS	
1. Current Year Approved Budget	\$750,400
2. Encumbrances Brought Forward	\$0
3. Changes to Appropriations:	
a) Additional Appropriations (January to June)	\$0
b) Reductions January through June	\$0
4. Other Non-Appropriated Obligations	\$0
5. Total Approved Appropriations	\$750,400
DISBURSEMENTS	
6. January through June Current Year Disbursements	\$270,954
7. Appropriation Balance	\$479,446
8. Reductions July through December	\$0
9. Estimated Current Year Expenditures July through December	\$479,446
Line 6	
10. Proposed/Approved Additional Appropriations for July through Dec. of Current Year	\$0
Line 7	
11. Levy excess not transferred by June 30	\$0
12. Temporary loans outstanding as of June 30 and transfers out July 1 – Dec 31, 2025	\$0
What fund is being repaid/receiving the transfer?	0
13. Total temporary loans, transfers out, and levy excess for July 1 – December 31, 2025	\$0
Line 16	
14. Temp loans to be repaid in the first 6 months of 2026 and transfers out in 2026	\$0
What fund is being repaid/receiving the transfer?	
Line 1	
15. June 30 Cash Balance, including investments	\$508,283
Line 2	
16. Taxes to be collected, present year (December settlement)	\$143,375

Form Signature

NAME

TITLE

SIGNATURE/PIN

DATE

I hereby acknowledge that the submission of this document through the Gateway password and PIN system constitutes an "electronic signature" as defined in IC 5-24-2-2. This submission is intended to, and hereby does, constitute authentication and approval of the submitted document as required by the Indiana Code. I understand that this electronic signature takes the place of my handwritten signature and accomplishes the same purposes as would my handwritten signature in the same circumstance. I further acknowledge that this electronic signature has the same force and effect as my handwritten signature and can and will be used for all lawful purposes. I affirm that I have the real and apparent authority to electronically sign and submit this document on behalf of the unit.

Budget Form 1 - Budget Estimate

Year: 2026 County: Monroe Unit: Bloomington Township

Fund	Department	Category	Sub-Category	Line Item Code	Line Item	Published	Adopted
0061 - RAINY DAY	NO DEPARTMENT	PERSONAL SERVICES	Salaries and Wages	1140	Temp Hourly Worker Pay	\$20,000	\$0
0061 - RAINY DAY	NO DEPARTMENT	PERSONAL SERVICES	Employee Benefits	1405	Employee Medical	\$282,000	\$0
0061 - RAINY DAY	NO DEPARTMENT	PERSONAL SERVICES	Other Personal Services	1201	Social Security/Medicare	\$1,530	\$0
0061 - RAINY DAY	NO DEPARTMENT	PERSONAL SERVICES	Other Personal Services	1202	Unemployment Contribution	\$100	\$0
0061 - RAINY DAY	NO DEPARTMENT	SERVICES AND CHARGES	Professional Services	3311	Legal Services	\$4,600	\$0
0061 - RAINY DAY	NO DEPARTMENT	SERVICES AND CHARGES	Other Services and Charges	3790	Other Services/Charges	\$20,000	\$0
0061 - RAINY DAY	NO DEPARTMENT	CAPITAL OUTLAYS	Buildings	4210	Building	\$6,000	\$0
0061 - RAINY DAY	NO DEPARTMENT	CAPITAL OUTLAYS	Improvements Other Than Building	4390	Other Equipment	\$10,000	\$0
0061 - RAINY DAY	NO DEPARTMENT	CAPITAL OUTLAYS	Machinery, Equipment, and Vehicles	4310	Office Equipment	\$20,000	\$0
0061 - RAINY DAY	NO DEPARTMENT	CAPITAL OUTLAYS	Machinery, Equipment, and Vehicles	4360	Computer hardware/software	\$5,000	\$0
0061 - RAINY DAY	NO DEPARTMENT	PROPERTY TAX CAP	Property Tax Cap Impact		Property Tax Cap Impact	\$0	\$0
0061 - RAINY DAY Total						\$369,230	\$0
0101 - GENERAL	NO DEPARTMENT	PERSONAL SERVICES	Salaries and Wages	1111	Salary of Trustee	\$77,900	\$0
0101 - GENERAL	NO DEPARTMENT	PERSONAL SERVICES	Salaries and Wages	1112	Director of Operations salary	\$77,900	\$0
0101 - GENERAL	NO DEPARTMENT	PERSONAL SERVICES	Salaries and Wages	1113	Township Board Salary	\$16,600	\$0
0101 - GENERAL	NO DEPARTMENT	PERSONAL SERVICES	Salaries and Wages	1116	Asst Director of Ops Salary	\$0	\$0
0101 - GENERAL	NO DEPARTMENT	PERSONAL SERVICES	Salaries and Wages	1140	Temp Hourly Worker Pay	\$0	\$0
0101 - GENERAL	NO DEPARTMENT	PERSONAL SERVICES	Salaries and Wages	1145	Longevity	\$1,800	\$0
0101 - GENERAL	NO DEPARTMENT	PERSONAL SERVICES	Employee Benefits	1201	Social Security	\$13,327	\$0
0101 - GENERAL	NO DEPARTMENT	PERSONAL SERVICES	Employee Benefits	1202	Unemployment Compensation	\$100	\$0
0101 - GENERAL	NO DEPARTMENT	PERSONAL SERVICES	Employee Benefits	1301	PERF	\$17,652	\$0
0101 - GENERAL	NO DEPARTMENT	PERSONAL SERVICES	Employee Benefits	1401	PERF - Employee Contribution	\$4,728	\$0
0101 - GENERAL	NO DEPARTMENT	PERSONAL SERVICES	Employee Benefits	1405	Insurance	\$0	\$0
0101 - GENERAL	NO DEPARTMENT	SUPPLIES	Office Supplies	2101	Postage	\$600	\$0
0101 - GENERAL	NO DEPARTMENT	SUPPLIES	Office Supplies	2102	Forms and Printing	\$8,000	\$0
0101 - GENERAL	NO DEPARTMENT	SUPPLIES	Office Supplies	2109	Other Office Supplies	\$2,500	\$0
0101 - GENERAL	NO DEPARTMENT	SUPPLIES	Operating Supplies	2203	Groundskeeping	\$500	\$0
0101 - GENERAL	NO DEPARTMENT	SUPPLIES	Operating Supplies	2302	Cemetery Maint Supplies	\$1,500	\$0
0101 - GENERAL	NO DEPARTMENT	SUPPLIES	Operating Supplies	2303	Equipment Repair Parts	\$500	\$0
0101 - GENERAL	NO DEPARTMENT	SUPPLIES	Operating Supplies	2309	Other oper/repr/maint supplies	\$3,000	\$0
0101 - GENERAL	NO DEPARTMENT	SUPPLIES	Operating Supplies	2310	Cemetery Groundskeeping	\$8,000	\$0
0101 - GENERAL	NO DEPARTMENT	SUPPLIES	Repair and Maintenance Supplies	2401	Gas, oil, anti-freeze, filters	\$500	\$0
0101 - GENERAL	NO DEPARTMENT	SUPPLIES	Repair and Maintenance Supplies	2402	Tires and batteries	\$500	\$0
0101 - GENERAL	NO DEPARTMENT	SERVICES AND CHARGES	Professional Services	3301	Legal Advertising	\$1,200	\$0
0101 - GENERAL	NO DEPARTMENT	SERVICES AND CHARGES	Professional Services	3311	Legal Services	\$5,000	\$0
0101 - GENERAL	NO DEPARTMENT	SERVICES AND CHARGES	Professional Services	3321	Computer Support	\$17,000	\$0
0101 - GENERAL	NO DEPARTMENT	SERVICES AND CHARGES	Professional Services	3331	Cleaning Services	\$3,000	\$0
0101 - GENERAL	NO DEPARTMENT	SERVICES AND CHARGES	Professional Services	3390	Other Professional Services	\$6,000	\$0
0101 - GENERAL	NO DEPARTMENT	SERVICES AND CHARGES	Communication and Transportation	3710	Mileage Expense	\$1,000	\$0
0101 - GENERAL	NO DEPARTMENT	SERVICES AND CHARGES	Communication and Transportation	3711	Travel Expense	\$2,000	\$0
0101 - GENERAL	NO DEPARTMENT	SERVICES AND CHARGES	Insurance	3201	Official Bonds	\$600	\$0

0101 - GENERAL	NO DEPARTMENT	SERVICES AND CHARGES	Insurance	3202	Prop, liab, comp insurance	\$9,000	\$0
0101 - GENERAL	NO DEPARTMENT	SERVICES AND CHARGES	Utility Services	3103	Telephone Service	\$3,000	\$0
0101 - GENERAL	NO DEPARTMENT	SERVICES AND CHARGES	Utility Services	3108	Alarm/security Service	\$1,000	\$0
0101 - GENERAL	NO DEPARTMENT	SERVICES AND CHARGES	Utility Services	3109	Other Utility Service	\$200	\$0
0101 - GENERAL	NO DEPARTMENT	SERVICES AND CHARGES	Utility Services	3111	Internet Service	\$3,000	\$0
0101 - GENERAL	NO DEPARTMENT	SERVICES AND CHARGES	Utility Services	3112	Lawn Service-Weed Complaints	\$1,800	\$0
0101 - GENERAL	NO DEPARTMENT	SERVICES AND CHARGES	Repairs and Maintenance	3501	Office repair/maintenance	\$1,000	\$0
0101 - GENERAL	NO DEPARTMENT	SERVICES AND CHARGES	Repairs and Maintenance	3530	Equipment repair/maintenance	\$1,500	\$0
0101 - GENERAL	NO DEPARTMENT	SERVICES AND CHARGES	Other Services and Charges	3701	Assn Dues & Memberships	\$1,000	\$0
0101 - GENERAL	NO DEPARTMENT	SERVICES AND CHARGES	Other Services and Charges	3702	Subscriptions	\$400	\$0
0101 - GENERAL	NO DEPARTMENT	SERVICES AND CHARGES	Other Services and Charges	3703	Community Education	\$5,000	\$0
0101 - GENERAL	NO DEPARTMENT	SERVICES AND CHARGES	Other Services and Charges	3720	Training/personnel certifications	\$2,000	\$0
0101 - GENERAL	NO DEPARTMENT	SERVICES AND CHARGES	Other Services and Charges	3750	Building Lease	\$35,500	\$0
0101 - GENERAL	NO DEPARTMENT	SERVICES AND CHARGES	Other Services and Charges	3778	Wheeler Mission	\$0	\$0
0101 - GENERAL	NO DEPARTMENT	SERVICES AND CHARGES	Other Services and Charges	3779	Housing/Eviction Prevention Project	\$0	\$0
0101 - GENERAL	NO DEPARTMENT	SERVICES AND CHARGES	Other Services and Charges	3780	Community Kitchen	\$0	\$0
0101 - GENERAL	NO DEPARTMENT	SERVICES AND CHARGES	Other Services and Charges	3781	South Central CAP	\$0	\$0
0101 - GENERAL	NO DEPARTMENT	SERVICES AND CHARGES	Other Services and Charges	3782	Beacon	\$0	\$0
0101 - GENERAL	NO DEPARTMENT	SERVICES AND CHARGES	Other Services and Charges	3783	Monroe County Historical Society	\$0	\$0
0101 - GENERAL	NO DEPARTMENT	SERVICES AND CHARGES	Other Services and Charges	3784	Monroe County United Ministries	\$0	\$0
0101 - GENERAL	NO DEPARTMENT	SERVICES AND CHARGES	Other Services and Charges	3785	Girls Inc	\$0	\$0
0101 - GENERAL	NO DEPARTMENT	SERVICES AND CHARGES	Other Services and Charges	3786	Boys and Girls Club	\$0	\$0
0101 - GENERAL	NO DEPARTMENT	SERVICES AND CHARGES	Other Services and Charges	3787	CASA	\$0	\$0
0101 - GENERAL	NO DEPARTMENT	SERVICES AND CHARGES	Other Services and Charges	3788	New Hope Family Shelter	\$0	\$0
0101 - GENERAL	NO DEPARTMENT	SERVICES AND CHARGES	Other Services and Charges	3789	Health Net	\$0	\$0
0101 - GENERAL	NO DEPARTMENT	SERVICES AND CHARGES	Other Services and Charges	3790	Community Services/Other Charges	\$11,500	\$0
0101 - GENERAL	NO DEPARTMENT	SERVICES AND CHARGES	Other Services and Charges	3791	Hoosier Hills Food Bank	\$0	\$0
0101 - GENERAL	NO DEPARTMENT	SERVICES AND CHARGES	Other Services and Charges	3792	Amethyst House	\$0	\$0
0101 - GENERAL	NO DEPARTMENT	SERVICES AND CHARGES	Other Services and Charges	3793	Mother Hubbard's Cupboard	\$0	\$0
0101 - GENERAL	NO DEPARTMENT	SERVICES AND CHARGES	Other Services and Charges	3794	St. Vincent de Paul	\$0	\$0
0101 - GENERAL	NO DEPARTMENT	SERVICES AND CHARGES	Other Services and Charges	3795	All Options Pregnancy Center	\$0	\$0
0101 - GENERAL	NO DEPARTMENT	SERVICES AND CHARGES	Other Services and Charges	3796	New Leaf, New Life	\$0	\$0
0101 - GENERAL	NO DEPARTMENT	SERVICES AND CHARGES	Other Services and Charges	3797	Planned Parenthood	\$0	\$0
0101 - GENERAL	NO DEPARTMENT	SERVICES AND CHARGES	Other Services and Charges	3798	Tandem	\$0	\$0
0101 - GENERAL	NO DEPARTMENT	SERVICES AND CHARGES	Other Services and Charges	3799	United Way	\$0	\$0
0101 - GENERAL	NO DEPARTMENT	CAPITAL OUTLAYS	Machinery, Equipment, and Vehicles	4310	Office equipment	\$4,000	\$0
0101 - GENERAL	NO DEPARTMENT	CAPITAL OUTLAYS	Machinery, Equipment, and Vehicles	4315	Cemetery equipment	\$12,000	\$0
0101 - GENERAL	NO DEPARTMENT	CAPITAL OUTLAYS	Machinery, Equipment, and Vehicles	4360	Computer hardware/software	\$2,000	\$0
0101 - GENERAL	NO DEPARTMENT	CAPITAL OUTLAYS	Machinery, Equipment, and Vehicles	4390	Other equipment	\$2,000	\$0
0101 - GENERAL	NO DEPARTMENT	PROPERTY TAX CAP	Property Tax Cap Impact	5A	Property Tax Cap Impact	\$0	\$0
0101 - GENERAL Total						\$365,307	\$0
0840 - TOWNSHIP ASSISTANCE	NO DEPARTMENT	PERSONAL SERVICES	Salaries and Wages	1116	Asst. Dir. of Operations Salary	\$59,200	\$0
0840 - TOWNSHIP ASSISTANCE	NO DEPARTMENT	PERSONAL SERVICES	Salaries and Wages	1132	Twp Asst Coordinator Salary	\$142,000	\$0
0840 - TOWNSHIP ASSISTANCE	NO DEPARTMENT	PERSONAL SERVICES	Salaries and Wages	1133	RPP Administrator Salary	\$47,800	\$0

0840 - TOWNSHIP ASSISTANCE	NO DEPARTMENT	PERSONAL SERVICES	Salaries and Wages	1140	Client Service Assoc Salary	\$51,000	\$0
0840 - TOWNSHIP ASSISTANCE	NO DEPARTMENT	PERSONAL SERVICES	Salaries and Wages	1141	Temp Hourly Worker Pay	\$0	\$0
0840 - TOWNSHIP ASSISTANCE	NO DEPARTMENT	PERSONAL SERVICES	Salaries and Wages	1145	Longevity Pay	\$3,600	\$0
0840 - TOWNSHIP ASSISTANCE	NO DEPARTMENT	PERSONAL SERVICES	Employee Benefits	1201	Social Security-Employer's Share	\$23,226	\$0
0840 - TOWNSHIP ASSISTANCE	NO DEPARTMENT	PERSONAL SERVICES	Employee Benefits	1202	Unemployment Compensation	\$500	\$0
0840 - TOWNSHIP ASSISTANCE	NO DEPARTMENT	PERSONAL SERVICES	Employee Benefits	1301	PERF	\$34,004	\$0
0840 - TOWNSHIP ASSISTANCE	NO DEPARTMENT	PERSONAL SERVICES	Employee Benefits	1401	PERF - Employee Contribution	\$9,108	\$0
0840 - TOWNSHIP ASSISTANCE	NO DEPARTMENT	PERSONAL SERVICES	Employee Benefits	1405	Insurance	\$0	\$0
0840 - TOWNSHIP ASSISTANCE	NO DEPARTMENT	SUPPLIES	Office Supplies	2101	Postage	\$1,000	\$0
0840 - TOWNSHIP ASSISTANCE	NO DEPARTMENT	SUPPLIES	Office Supplies	2102	Forms and Printing	\$1,000	\$0
0840 - TOWNSHIP ASSISTANCE	NO DEPARTMENT	SUPPLIES	Office Supplies	2109	Other Office Supplies	\$1,000	\$0
0840 - TOWNSHIP ASSISTANCE	NO DEPARTMENT	SUPPLIES	Operating Supplies	2203	Groundskeeping	\$300	\$0
0840 - TOWNSHIP ASSISTANCE	NO DEPARTMENT	SUPPLIES	Operating Supplies	2309	Other oper/repr/maint supplies	\$1,000	\$0
0840 - TOWNSHIP ASSISTANCE	NO DEPARTMENT	SERVICES AND CHARGES	Professional Services	3311	Legal Services	\$1,500	\$0
0840 - TOWNSHIP ASSISTANCE	NO DEPARTMENT	SERVICES AND CHARGES	Professional Services	3321	Computer Support	\$10,000	\$0
0840 - TOWNSHIP ASSISTANCE	NO DEPARTMENT	SERVICES AND CHARGES	Professional Services	3331	Cleaning Services	\$3,500	\$0
0840 - TOWNSHIP ASSISTANCE	NO DEPARTMENT	SERVICES AND CHARGES	Professional Services	3390	Other Professional Services	\$1,000	\$0
0840 - TOWNSHIP ASSISTANCE	NO DEPARTMENT	SERVICES AND CHARGES	Insurance	3201	Official Bonds	\$100	\$0
0840 - TOWNSHIP ASSISTANCE	NO DEPARTMENT	SERVICES AND CHARGES	Insurance	3202	Prop/liab/comp Insurance	\$9,000	\$0
0840 - TOWNSHIP ASSISTANCE	NO DEPARTMENT	SERVICES AND CHARGES	Other Services and Charges	3110	Pest Control Service	\$0	\$0
0840 - TOWNSHIP ASSISTANCE	NO DEPARTMENT	SERVICES AND CHARGES	Other Services and Charges	3710	Mileage Expense	\$1,200	\$0
0840 - TOWNSHIP ASSISTANCE	NO DEPARTMENT	SERVICES AND CHARGES	Other Services and Charges	3711	Travel Expense	\$3,000	\$0
0840 - TOWNSHIP ASSISTANCE	NO DEPARTMENT	SERVICES AND CHARGES	Other Services and Charges	3720	Training/personnel Certifications	\$2,000	\$0
0840 - TOWNSHIP ASSISTANCE	NO DEPARTMENT	SERVICES AND CHARGES	Other Services and Charges	3750	Building Lease	\$34,500	\$0
0840 - TOWNSHIP ASSISTANCE	NO DEPARTMENT	SERVICES AND CHARGES	Other Services and Charges	3778	Wheeler Mission	\$5,000	\$0
0840 - TOWNSHIP ASSISTANCE	NO DEPARTMENT	SERVICES AND CHARGES	Other Services and Charges	3780	Community Kitchen	\$5,000	\$0
0840 - TOWNSHIP ASSISTANCE	NO DEPARTMENT	SERVICES AND CHARGES	Other Services and Charges	3781	South Central CAP	\$1,000	\$0
0840 - TOWNSHIP ASSISTANCE	NO DEPARTMENT	SERVICES AND CHARGES	Other Services and Charges	3782	Beacon	\$20,000	\$0
0840 - TOWNSHIP ASSISTANCE	NO DEPARTMENT	SERVICES AND CHARGES	Other Services and Charges	3783	Monroe Co. History Center	\$1,000	\$0
0840 - TOWNSHIP ASSISTANCE	NO DEPARTMENT	SERVICES AND CHARGES	Other Services and Charges	3784	Pathways (MCUM)	\$5,000	\$0
0840 - TOWNSHIP ASSISTANCE	NO DEPARTMENT	SERVICES AND CHARGES	Other Services and Charges	3787	CASA	\$5,000	\$0
0840 - TOWNSHIP ASSISTANCE	NO DEPARTMENT	SERVICES AND CHARGES	Other Services and Charges	3789	Health Net	\$2,000	\$0
0840 - TOWNSHIP ASSISTANCE	NO DEPARTMENT	SERVICES AND CHARGES	Other Services and Charges	3790	Other Services/Charges	\$5,000	\$0
0840 - TOWNSHIP ASSISTANCE	NO DEPARTMENT	SERVICES AND CHARGES	Other Services and Charges	3791	Hoosier Hills Food Bank	\$4,000	\$0
0840 - TOWNSHIP ASSISTANCE	NO DEPARTMENT	SERVICES AND CHARGES	Other Services and Charges	3794	St. Vincent de Paul	\$5,000	\$0
0840 - TOWNSHIP ASSISTANCE	NO DEPARTMENT	SERVICES AND CHARGES	Other Services and Charges	3798	Tandem	\$1,000	\$0
0840 - TOWNSHIP ASSISTANCE	NO DEPARTMENT	TOWNSHIP ASSISTANCE	Emergency Shelter	2707	Emergency Shelter	\$10,000	\$0
0840 - TOWNSHIP ASSISTANCE	NO DEPARTMENT	TOWNSHIP ASSISTANCE	Housing	2701	Housing	\$110,000	\$0
0840 - TOWNSHIP ASSISTANCE	NO DEPARTMENT	TOWNSHIP ASSISTANCE	Utilities	2703	Utilities	\$40,000	\$0
0840 - TOWNSHIP ASSISTANCE	NO DEPARTMENT	TOWNSHIP ASSISTANCE	Food	2702	Food/Household Supplies	\$500	\$0
0840 - TOWNSHIP ASSISTANCE	NO DEPARTMENT	TOWNSHIP ASSISTANCE	Clothing	2705	Clothing	\$500	\$0
0840 - TOWNSHIP ASSISTANCE	NO DEPARTMENT	TOWNSHIP ASSISTANCE	Transportation	2706	Transportation	\$1,000	\$0
0840 - TOWNSHIP ASSISTANCE	NO DEPARTMENT	TOWNSHIP ASSISTANCE	Health Care	1701	Prescriptions	\$1,500	\$0
0840 - TOWNSHIP ASSISTANCE	NO DEPARTMENT	TOWNSHIP ASSISTANCE	Health Care	1702	Doctors	\$6,500	\$0

0840 - TOWNSHIP ASSISTANCE	NO DEPARTMENT	TOWNSHIP ASSISTANCE	Health Care	1703	Hospitals Outpatient/Clinics	\$6,500	\$0
0840 - TOWNSHIP ASSISTANCE	NO DEPARTMENT	TOWNSHIP ASSISTANCE	Health Care	1705	Ambulance Service	\$500	\$0
0840 - TOWNSHIP ASSISTANCE	NO DEPARTMENT	TOWNSHIP ASSISTANCE	Health Care	1706	Medical Equipment	\$500	\$0
0840 - TOWNSHIP ASSISTANCE	NO DEPARTMENT	TOWNSHIP ASSISTANCE	Funerals, Burials, Cremations	1704	Funerals, Burials, Cremations	\$50,000	\$0
0840 - TOWNSHIP ASSISTANCE	NO DEPARTMENT	PROPERTY TAX CAP	Property Tax Cap Impact	6A	Property Tax Cap Impact	\$0	\$0
0840 - TOWNSHIP ASSISTANCE Total						5727,928	\$0
UNIT TOTAL						\$1,461,575	\$0



Budget Form 2 - Estimate of Miscellaneous Revenue

Year: 2026 County: Monroe Unit: 0003 - Bloomington Township

Fund	Revenue Code	Revenue Name	July 1 - December 31, 2025	January 1 - December 31, 2026
0061 - RAINY DAY	R902	Earnings on Investments and Deposits	\$0	\$0
0061 - RAINY DAY	R910	Transfers In - Transferred from Another Fund	\$0	\$0
0061 - RAINY DAY	R913	Other Receipts	\$0	\$0
RAINY DAY			\$0	\$0
0101 - GENERAL	R112	Financial Institution Tax distribution	\$429	\$2,752
0101 - GENERAL	R114	Motor Vehicle/Aircraft Excise Tax Distribution	\$2,840	\$0
0101 - GENERAL	R135	Commercial Vehicle Excise Tax Distribution (CVET)	\$2,428	\$16,386
0101 - GENERAL	R138	Local Income Tax (LIT) Certified Shares	\$100,942	\$181,695
0101 - GENERAL	R423	Other Charges for Services, Sales, and Fees	\$0	\$0
0101 - GENERAL	R902	Earnings on Investments and Deposits	\$5,000	\$10,000
0101 - GENERAL	R913	Other Receipts	\$0	\$0
GENERAL			\$111,639	\$210,833
0840 - TOWNSHIP ASSISTANCE	R112	Financial Institution Tax distribution	\$1,019	\$0
0840 - TOWNSHIP ASSISTANCE	R114	Motor Vehicle/Aircraft Excise Tax Distribution	\$6,745	\$18,430
0840 - TOWNSHIP ASSISTANCE	R135	Commercial Vehicle Excise Tax Distribution (CVET)	\$5,765	\$0
0840 - TOWNSHIP ASSISTANCE	R138	Local Income Tax (LIT) Certified Shares	\$0	\$0
0840 - TOWNSHIP ASSISTANCE	R913	Other Receipts	\$0	\$0
TOWNSHIP ASSISTANCE			\$13,529	\$18,430
0003 - BLOOMINGTON TOWNSHIP Total			\$125,168	\$229,263

Budget Estimate - Financial Statement-Proposed Tax Rate

Taxing Unit: 0003 - BLOOMINGTON TOWNSHIP
Fund Name: 0061 - RAINY DAY
County: 53 - Monroe County
Year: 2026

July to December - 2025	
Cash Balance and Revenues	
1. June 30th Cash Balance	\$444,321
2. Property Taxes To be Collected	\$0
3. Miscellaneous Revenue	\$0
4. Total Cash and Revenues	\$444,321
Expenses	
5. Necessary Expenditures	\$75,000
6. Additional Appropriations	\$0
7. Outstanding Temporary Loans and Transfers	\$0
7a). Transfers Out and Outstanding Temporary Loans	\$0
7b). Reserved	\$0
7c). School Transfers	\$0
8. Total Expenses required	\$75,000
9. Estimated December 31st 2025 Cash Balance (Line 4 - 8)	\$369,321

Budget Year - 2026		
Revenues	Advertised Amount	Adopted Amount
10. Reserved for DLGF Application of Levy Excess		
11. Property Tax Levy	\$0	\$0
12. Property Tax Cap Impact	\$0	\$0
13. Miscellaneous	\$0	\$0
14. Budget Year Total Revenues	\$0	\$0
Expenses	Advertised Amount	Adopted Amount
15. 2026 Budget Estimate	\$369,230	\$0
16. Outstanding Temporary Loans and Transfers	\$0	\$0
16a). Transfers Out and Outstanding Temporary Loans	\$0	\$0
16b). Reserved	\$0	\$0
16c). School Transfers	\$0	\$0
17. Total 2026 Expenses	\$369,230	\$0
18. Operating Balance - Estimated December 31st 2026 Cash Balance (Line 9 + 14 - 17)	\$91	\$369,321

	Advertised Amount	Adopted Amount
Net Assessed Value	\$2,010,336,640	\$2,010,336,640
Property Tax Rate	0.0000	0.0000



Budget Estimate - Financial Statement-Proposed Tax Rate

Taxing Unit: 0003 - BLOOMINGTON TOWNSHIP
Fund Name: 0101 - GENERAL
County: 53 - Monroe County
Year: 2026

July to December - 2025	
Cash Balance and Revenues	
1. June 30th Cash Balance	\$485,239
2. Property Taxes To be Collected	\$60,369
3. Miscellaneous Revenue	\$111,639
4. Total Cash and Revenues	\$657,247
Expenses	
5. Necessary Expenditures	\$502,278
6. Additional Appropriations	\$0
7. Outstanding Temporary Loans and Transfers	\$0
7a). Transfers Out and Outstanding Temporary Loans	\$0
7b). Reserved	\$0
7c). School Transfers	\$0
8. Total Expenses required	\$502,278
9. Estimated December 31st 2025 Cash Balance (Line 4 - 8)	\$154,969

Budget Year - 2026		
Revenues	Advertised Amount	Adopted Amount
10. Reserved for DLGF Application of Levy Excess		
11. Property Tax Levy	\$0	\$0
12. Property Tax Cap Impact	\$0	\$0
13. Miscellaneous	\$210,833	\$210,833
14. Budget Year Total Revenues	\$210,833	\$210,833
Expenses	Advertised Amount	Adopted Amount
15. 2026 Budget Estimate	\$365,307	\$0
16. Outstanding Temporary Loans and Transfers	\$0	\$0
16a). Transfers Out and Outstanding Temporary Loans	\$0	\$0
16b). Reserved	\$0	\$0
16c). School Transfers	\$0	\$0
17. Total 2026 Expenses	\$365,307	\$0
18. Operating Balance - Estimated December 31st 2026 Cash Balance (Line 9 + 14 - 17)	\$495	\$365,802

	Advertised Amount	Adopted Amount
Net Assessed Value	\$2,010,336,640	\$2,010,336,640
Property Tax Rate	0.0000	0.0000



Budget Estimate - Financial Statement-Proposed Tax Rate

Taxing Unit: 0003 - BLOOMINGTON TOWNSHIP
Fund Name: 0840 - TOWNSHIP ASSISTANCE
County: 53 - Monroe County
Year: 2026

July to December - 2025	
Cash Balance and Revenues	
1. June 30th Cash Balance	\$508,283
2. Property Taxes To be Collected	\$143,375
3. Miscellaneous Revenue	\$13,529
4. Total Cash and Revenues	\$665,187
Expenses	
5. Necessary Expenditures	\$479,446
6. Additional Appropriations	\$0
7. Outstanding Temporary Loans and Transfers	\$0
7a). Transfers Out and Outstanding Temporary Loans	\$0
7b). Reserved	\$0
7c). School Transfers	\$0
8. Total Expenses required	\$479,446
9. Estimated December 31st 2025 Cash Balance (Line 4 - 8)	\$185,741

Budget Year - 2026		
	Advertised Amount	Adopted Amount
Revenues		
10. Reserved for DLGF Application of Levy Excess		
11. Property Tax Levy	\$533,561	\$0
12. Property Tax Cap Impact	\$14,380	\$0
13. Miscellaneous	\$18,430	\$18,430
14. Budget Year Total Revenues	\$537,611	\$18,430
Expenses		
15. 2026 Budget Estimate	\$727,038	\$0
16. Outstanding Temporary Loans and Transfers	\$0	\$0
16a). Transfers Out and Outstanding Temporary Loans	\$0	\$0
16b). Reserved	\$0	\$0
16c). School Transfers	\$0	\$0
17. Total 2026 Expenses	\$727,038	\$0
18. Operating Balance - Estimated December 31st 2026 Cash Balance (Line 9 + 14 - 17)	(\$3,686)	\$204,171

	Advertised Amount	Adopted Amount
Net Assessed Value	\$2,010,336,640	\$2,010,336,640
Property Tax Rate	0.0265	0.0000

Form Signature

NAME

TITLE

SIGNATURE/PIN

DATE

I hereby acknowledge that the submission of this document through the Gateway password and PIN system constitutes an "electronic signature" as defined in IC 5-24-2-2. This submission is intended to, and hereby does, constitute authentication and approval of the submitted document as required by the Indiana Code. I understand that this electronic signature takes the place of my handwritten signature and accomplishes the same purposes as would my handwritten signature in the same circumstance. I further acknowledge that this electronic signature has the same force and effect as my handwritten signature and can and will be used for all lawful purposes. I affirm that I have the real and apparent authority to electronically sign and submit this document on behalf of the unit.

1782 Notice Recipients

Use this form to register any recipients of this unit's 1782 notice e-mail.

Contact Name	Contact Email	Phone Number (Optional)	Action
Dorothy Granger	dgranger@btfire.org		Edit — Delete
Lisa Myers	lmyers@btfire.org		Edit — Delete
Efrat Rosser	trustee@btfire.org		Edit — Delete
Elizabeth Sensenstein	esensens@btfire.org		Edit — Delete
Barbara E. McKinney	bmckinne@btfire.org		Edit — Delete

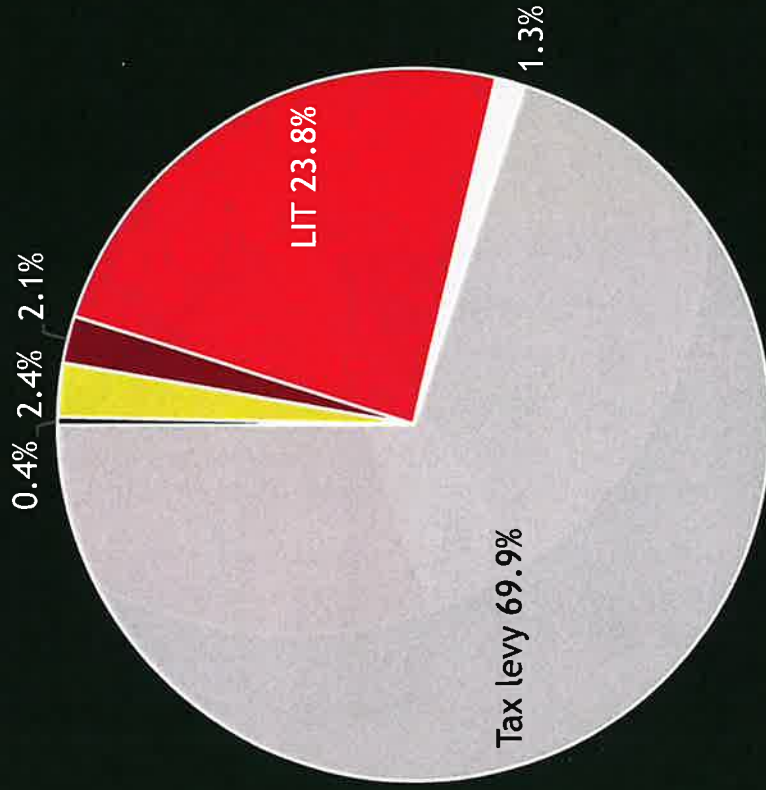
2026 Budget Preview



Budget Process and Key Dates

Date of Public Hearing	Thursday, August 28 2025	Date of Adoption Meeting	Thursday, September 11 2025
Time of Public Hearing	4:30 PM	Time of Adoption Meeting	4:30 PM
Public Hearing Place	924 W. 17th St., Suite B, Bloomington, IN	Adoption Meeting Place	924 W. 17th St., Suite B, Bloomington, IN

TOWNSHIP REVENUES - projected



□ Fin Inst Tax .4%

■ Motor Vehicle/Aircraft Excise Tax 2.4%

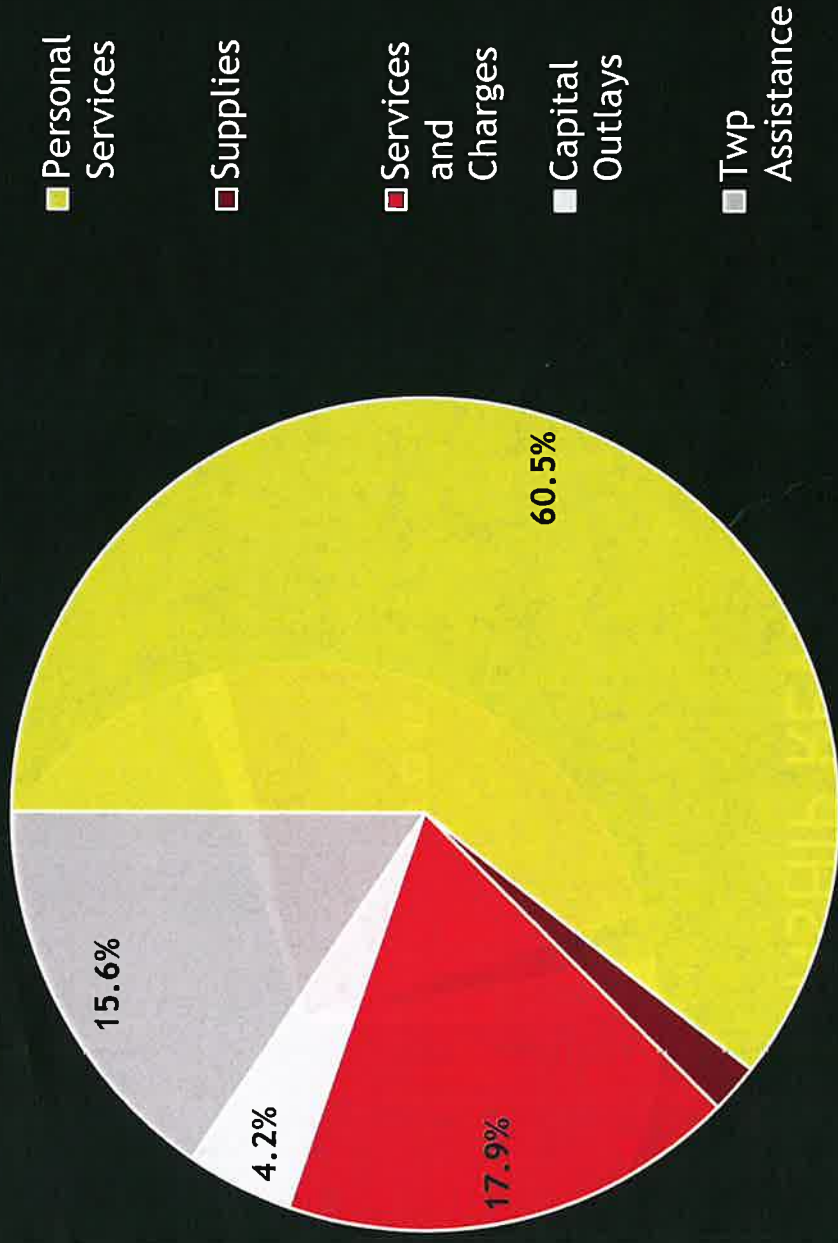
□ CVET 2.1%

□ LIT Certified Shares 23.8%

■ Interest Earned 1.3%

■ Civil Max Levy 69.9%

TOWNSHIP EXPENSES - projected



Anticipating increased demand on services, with reduced revenue

Budgeting more, saving less for rainy days (scary, but necessary!)

Continuing to work collaboratively in the community on broader housing issues

Maintaining community service grants for nonprofits we refer to

Investing in staff, as they are the key to everything

Continuing to offer resources, events, and programming that are low-cost to us

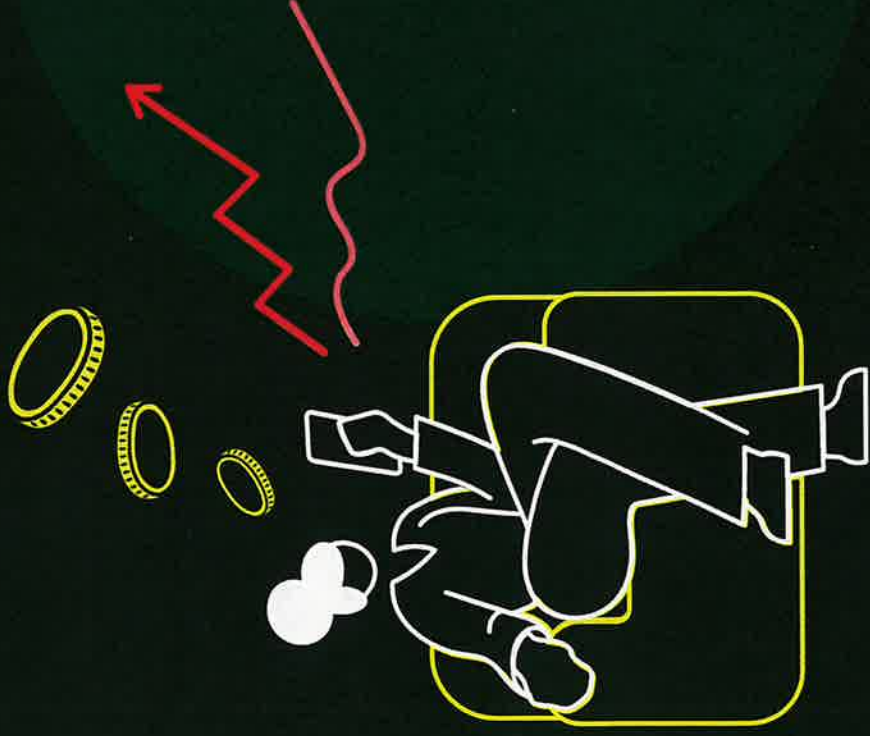
**Questions regarding the 2026 Bloomington
Township budget proposal or process?**

**Contact the Trustee at 812-336-4976 or at
erossier@btfire.org**

THANK YOU!

Trends on the horizon - State & Federal level

- Impact of SB1
 - Renters left out of property tax relief
 - No more increases to max levy; tax cap's impact is growing (-\$12,500 next year)
 - Loss of LIT after 2027 - new formula will be up to county council
- Impact of HB1461
 - New requirement to contribute unrestricted funds to local roads and infrastructure projects
 - Affects how we plan for the long-term
- Housing Crisis impacting renters in particular - growing gap between earnings and rent
- Changes to Medicaid and SNAP will hurt households
- Changes to TEFAP program put more pressure on our pantry



All of these factors are putting stress on households who were already struggling....

And on township services, which face increased demands with less resources to respond...

So how do we do more with less?

TOWNSHIP BLOCK PARTY

MUSIC - FOOD - GAMES

Join us for a Block Party for Bloomington Township residents, which will include a free lunch courtesy of Smokin' Jacks, music, raffles for Wonderlab passes and local restaurants, and games and activities for the whole family!

We'll be hosting the city's new Front Porch Trailer, too! It's like a mobile party, complete with yard games, seating options, and more. Come check it out!

Please sign up at our office or by calling us at 812-336-4976.



**SATURDAY
SEPT 13, 2025**

11AM-2PM

924 W 17TH ST

CALL 812-336-4976 TO REGISTER

Bloomington Township Food Pantry
Annual Comparison
2015 - Present

	January	February	March	April	May	June	July	August	September	October	November	December	Totals	Average
2025														
Households Served	164	173	182	211	181	226							1137	190
Individuals Served	465	429	444	563	474	572							2947	491
2024														
Households Served	90	114	113	126	122	176	151	159	133	175	171	153	1683	140
Individuals Served	198	275	265	320	311	501	373	402	351	415	494	375	4280	357
2023														
Households Served	84	95	78	87	100	98	88	89	64	91	90	72	1036	86
Individuals Served	184	214	182	213	232	240	219	228	177	235	206	190	2520	210
2022														
Households Served	22	14	26	37	41	43	74	94	65	79	84	87	666	56
Individuals Served	50	28	69	118	106	105	180	200	157	154	198	187	1552	129
	(Covid procedures)													
2021														
Households Served	21	6	8	3	10	18	17	17	13	20	29	27	189	16
Individuals Served	57	14	12	6	21	45	42	39	28	59	80	70	473	39
	(Covid procedures)													
2020														
Households Served	197	107	142	78	45	39	46	44	48	43	40	37	866	72
Individuals Served	509	232	317	157	84	80	117	101	102	112	98	77	1986	166
	(office move) (Covid procedures)													
2019														
Households Served	169	130	148	176	178	178	229	196	181	179	167	164	2095	175
Individuals Served	467	329	372	438	466	498	601	491	524	484	502	441	5613	468
2018														
Households Served	244	177	182	187	205	164	168	175	160	195	179	161	2198	183
Individuals Served	690	471	511	539	562	505	472	473	401	510	509	438	6081	507
2017														
Households Served	298	242	238	176	198	231	197	215	218	224	198	166	2601	217
Individuals Served	770	650	615	463	538	642	540	567	638	633	575	487	7118	593
2016														
Households Served	234	179	210	202	209	218	214	248	257	258	243	272	2744	229
Individuals Served	593	436	485	503	542	558	550	582	680	685	647	715	6976	581
2015														
Households Served	215	161	231	243	227	262	257	255	241	276	244	206	2818	235
Individuals Served	631	409	657	628	603	683	692	691	627	714	665	649	7649	637

Annual Comparison of Township Assistance Appointments 2018 - Present

2025	January	February	March	April	May	June	July	August	September	October	November	December	Totals
Scheduled Appointments	69	59	75	56	79	72							410
Missed Appointments	36	26	37	36	41	36							212
% of Completed Appointments	48%	56%	51%	36%	48%	50%	#DIV/0!	#DIV/0!	#DIV/0!	#DIV/0!	#DIV/0!	#DIV/0!	48%
Seen	33	33	38	20	38	36	0	0	0	0	0	0	198
2024	January	February	March	April	May	June	July	August	September	October	November	December	Totals
Scheduled Appointments	51	57	56	37	46	63	62	59	38	60	42	53	624
Missed Appointments	24	32	31	22	26	33	37	38	18	29	21	24	335
% of Completed Appointments	53%	44%	45%	41%	43%	48%	40%	36%	53%	52%	50%	55%	46%
Seen	27	25	25	15	20	30	25	21	20	31	21	29	289
2023	January	February	March	April	May	June	July	August	September	October	November	December	Totals
Scheduled Appointments	69	55	49	34	40	65	63	69	37	38	50	47	616
Missed Appointments	44	31	32	19	21	37	35	38	23	21	26	25	352
% of Completed Appointments	36%	44%	35%	44%	48%	43%	44%	45%	38%	45%	48%	47%	43%
Seen	25	24	17	15	19	28	28	31	14	17	24	22	264
2022	January	February	March	April	May	June	July	August	September	October	November	December	Totals
Scheduled Appointments	62	44	50	39	28	35	59	66	41	46	33	39	542
Missed Appointments	30	22	18	19	19	24	40	35	25	25	17	27	301
% of Completed Appointments	52%	50%	64%	51%	32%	31%	32%	47%	39%	46%	48%	31%	44%
Seen	32	22	32	20	9	11	19	31	16	21	16	12	241
2021	January	February	March	April	May	June	July	August	September	October	November	December	Totals
Scheduled Appointments	65	51	62	35	48	41	54	45	49	69	45	33	597
Missed Appointments	36	29	36	18	14	22	27	23	20	40	21	23	309
% of Completed Appointments	45%	43%	42%	49%	71%	46%	50%	49%	59%	42%	53%	30%	48%
Seen	29	22	26	17	34	19	27	22	29	29	24	10	288
2020	January	February	March	April	May	June	July	August	September	October	November	December	Totals
Scheduled Appointments	51	47	37	44	34	41	47	47	46	57	39	58	548
Missed Appointments	23	24	16	17	24	22	33	20	20	30	18	24	271
% of Completed Appointments	55%	49%	57%	61%	29%	46%	30%	57%	57%	47%	54%	59%	51%
Seen	28	23	21	27	10	19	14	27	26	27	21	34	277
2019	January	February	March	April	May	June	July	August	September	October	November	December	Totals
Scheduled Appointments	66	46	51	49	66	58	75	71	47	47	33	54	663
Missed Appointments	30	15	24	21	28	30	36	40	18	24	10	22	298
% of Completed Appointments	55%	67%	53%	57%	58%	48%	52%	44%	62%	49%	70%	59%	55%
Seen	36	31	27	28	38	28	39	31	29	23	23	32	365
2018	January	February	March	April	May	June	July	August	September	October	November	December	Totals
Scheduled Appointments	72	54	49	47	56	62	59	56	39	60	46	49	649
Missed Appointments	26	30	21	19	23	23	21	26	22	26	16	28	281
% of Completed Appointments	64%	44%	57%	60%	59%	63%	64%	54%	44%	57%	65%	43%	57%
Seen	46	24	28	28	33	39	38	30	17	34	30	21	368

Month End Balance Sheet

BLOOMINGTON TOWNSHIP MONROE COUNTY

Funds Ledger from 01-01-25 to 06-30-25 ALL Banks

924 W 17th St Suite C
 BLOOMINGTON IN, IN 47404

Acct Nbr	Name of Fund Account	beginning balance	Total Receipts	Total Disbursed	Total Invested	Cash Available
0061	RAINY DAY FUND	244320.50	100000.00	100000.00	200000.00	244320.50
0101	TOWNSHIP FUND	414314.50	446996.94	376072.48	0.00	485238.96
0840	TOWNSHIP ASSISTANCE	548076.77	231160.57	270954.13	0.00	508283.21
5000	TOWNSHIP DONATION F	6503.50	0.00	402.90	0.00	6100.60
9999	PAYROLL DEDUCTIONS	0.00	55745.85	55745.85	0.00	0.00
Grand Totals		1213215.27	833903.36	803175.36	200000.00	1243943.27

Bloomington Township Food Pantry
Annual Comparison
2015 - Present

	January	February	March	April	May	June	July	August	September	October	November	December	Totals	Average
2025														
Households Served	164	173	182	211	181	226	192						1329	190
Individuals Served	465	429	444	563	474	572	470						3417	488
2024														
Households Served	90	114	113	126	122	176	151	159	133	175	171	153	1683	140
Individuals Served	198	275	265	320	311	501	373	402	351	415	494	375	4280	357
2023														
Households Served	84	95	78	87	100	98	88	89	64	91	90	72	1036	86
Individuals Served	184	214	182	213	232	240	219	228	177	235	206	190	2520	210
2022														
Households Served	22	14	26	37	41	43	74	94	65	79	84	87	666	56
Individuals Served	50	28	69	118	106	105	180	200	157	154	198	187	1552	129
	(Covid procedures)													
2021														
Households Served	21	6	8	3	10	18	17	17	13	20	29	27	189	16
Individuals Served	57	14	12	6	21	45	42	39	28	59	80	70	473	39
	(Covid procedures)													
2020														
Households Served	197	107	142	78	45	39	46	44	48	43	40	37	866	72
Individuals Served	509	232	317	157	84	80	117	101	102	112	98	77	1986	166
	(office move) (Covid procedures)													
2019														
Households Served	169	130	148	176	178	178	229	196	181	179	167	164	2095	175
Individuals Served	467	329	372	438	466	498	601	491	524	484	502	441	5613	468
2018														
Households Served	244	177	182	187	205	164	168	175	160	196	179	161	2198	183
Individuals Served	690	471	511	539	562	505	472	473	401	510	509	438	6081	507
2017														
Households Served	298	242	238	176	198	231	197	215	218	224	198	166	2601	217
Individuals Served	770	650	615	463	538	642	540	567	638	633	575	487	7118	593
2016														
Households Served	234	179	210	202	209	218	214	248	257	258	243	272	2744	229
Individuals Served	593	436	485	503	542	558	550	582	680	685	647	715	6976	581
2015														
Households Served	215	161	231	243	227	262	257	255	241	276	244	206	2818	235
Individuals Served	631	409	657	628	603	683	692	691	627	714	665	649	7649	637

Annual Comparison of Township Assistance Appointments 2018 - Present

2025	January	February	March	April	May	June	July	August	September	October	November	December	Totals
Scheduled Appointments	69	59	75	56	79	72	75						485
Missed Appointments	36	26	37	36	41	36	37						249
% of Completed Appointments	48%	56%	51%	36%	48%	50%	51%	#DIV/0!	#DIV/0!	#DIV/0!	#DIV/0!	#DIV/0!	49%
Seen	33	33	38	20	38	36	38	0	0	0	0	0	236
2024	January	February	March	April	May	June	July	August	September	October	November	December	Totals
Scheduled Appointments	51	57	56	37	46	63	62	59	38	60	42	53	624
Missed Appointments	24	32	31	22	26	33	37	38	18	29	21	24	335
% of Completed Appointments	53%	44%	45%	41%	43%	48%	40%	36%	53%	52%	50%	55%	46%
Seen	27	25	25	15	20	30	25	21	20	31	21	29	289
2023	January	February	March	April	May	June	July	August	September	October	November	December	Totals
Scheduled Appointments	69	55	49	34	40	65	63	69	37	38	50	47	616
Missed Appointments	44	31	32	19	21	37	35	38	23	21	26	25	352
% of Completed Appointments	36%	44%	35%	44%	48%	43%	44%	45%	38%	45%	48%	47%	43%
Seen	25	24	17	15	19	28	28	31	14	17	24	22	264
2022	January	February	March	April	May	June	July	August	September	October	November	December	Totals
Scheduled Appointments	62	44	50	39	28	35	59	66	41	46	33	39	542
Missed Appointments	30	22	18	19	19	24	40	35	25	25	17	27	301
% of Completed Appointments	52%	50%	64%	51%	32%	31%	32%	47%	39%	46%	48%	31%	44%
Seen	32	22	32	20	9	11	19	31	16	21	16	12	241
2021	January	February	March	April	May	June	July	August	September	October	November	December	Totals
Scheduled Appointments	65	51	62	35	48	41	54	45	49	69	45	33	597
Missed Appointments	36	29	36	18	14	22	27	23	20	40	21	23	309
% of Completed Appointments	45%	43%	42%	49%	71%	46%	50%	49%	59%	42%	53%	30%	48%
Seen	29	22	26	17	34	19	27	22	29	29	24	10	288
2020	January	February	March	April	May	June	July	August	September	October	November	December	Totals
Scheduled Appointments	51	47	37	44	34	41	47	47	46	57	39	58	548
Missed Appointments	23	24	16	17	24	22	33	20	20	30	18	24	271
% of Completed Appointments	55%	49%	57%	61%	29%	46%	30%	57%	57%	47%	54%	59%	51%
Seen	28	23	21	27	10	19	14	27	26	27	21	34	277
2019	January	February	March	April	May	June	July	August	September	October	November	December	Totals
Scheduled Appointments	66	46	51	49	66	58	75	71	47	47	33	54	663
Missed Appointments	30	15	24	21	28	30	36	40	18	24	10	22	298
% of Completed Appointments	55%	67%	53%	57%	58%	48%	52%	44%	62%	49%	70%	59%	55%
Seen	36	31	27	28	38	28	39	31	29	23	23	32	365
2018	January	February	March	April	May	June	July	August	September	October	November	December	Totals
Scheduled Appointments	72	54	49	47	56	62	59	56	39	60	46	49	649
Missed Appointments	26	30	21	19	23	23	21	26	22	26	16	28	281
% of Completed Appointments	64%	44%	57%	60%	59%	63%	64%	54%	44%	57%	65%	43%	57%
Seen	46	24	28	28	33	39	38	30	17	34	30	21	368

Month End Balance Sheet

BLOOMINGTON TOWNSHIP MONROE COUNTY

Funds Ledger from 01-01-25 to 07-31-25 ALL Banks

924 W 17th St Suite C
 BLOOMINGTON IN, IN 47404

Acct Nbr	Name of Fund Account	beginning balance	Total Receipts	Total Disbursed	Total Invested	Cash Available
0050	TOWNSHIP ROADS AND	0.00	0.00	0.00	0.00	0.00
0061	RAINY DAY FUND	244320.50	100000.00	120000.00	200000.00	224320.50
0101	TOWNSHIP FUND	414314.50	466643.77	409642.74	0.00	471315.53
0840	TOWNSHIP ASSISTANCE	548076.77	231160.57	329203.06	0.00	450034.28
5000	TOWNSHIP DONATION F	6503.50	0.00	402.90	0.00	6100.60
9999	PAYROLL DEDUCTIONS	0.00	63676.10	63676.10	0.00	0.00
Grand Totals		1213215.27	861480.44	922924.80	200000.00	1151770.91

